

SikaSwell®-A

Acrylic-Polymer-Based Range of Swellable, Joint Sealing Profiles

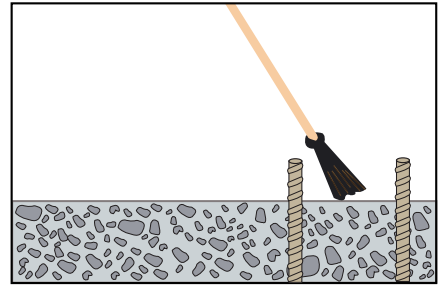
Description SikaSwell®-A is a specially formulated range of high-performance, swellable, acrylic profiles for the waterstopping of all kinds of construction joints. When in contact with water, or certain solutions, the profiles expand to form a compression seal, blocking the passage of water and liquids.

- Where to Use**
- Designed for construction joints in new, watertight concrete structures.
 - Excellent for sealing pipe penetrations through walls and floor slabs.
 - Excellent for sealing joints between precast elements.
 - Ideal for watertight construction joints between new and existing concrete.

How to Use

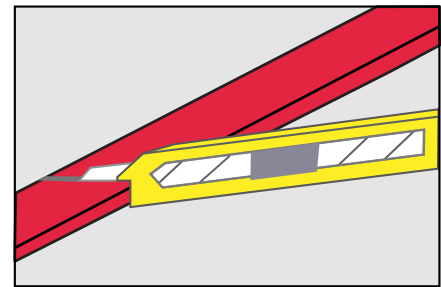
Surface Preparation

The surface to which the SikaSwell®-A profiles are to be installed must be sound, clean, dry, free from all surface contaminants. All loose particles, release agents, laitance, paint, rust and other poorly adhering materials must be removed by suitable hand or mechanical preparation. Surfaces which are excessively rough tend to leak eventually. It is recommended to smooth rough areas with fresh concrete mortar.

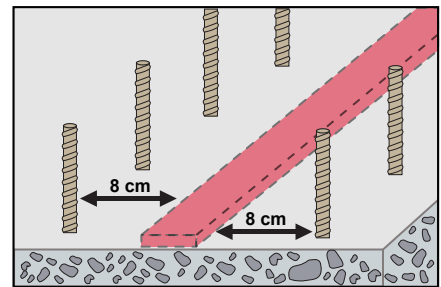


Application

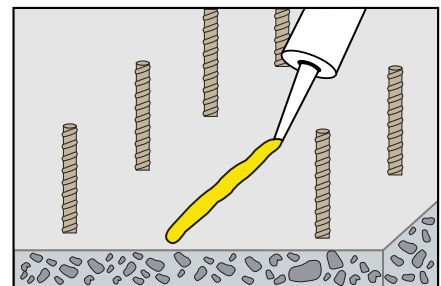
Cut the SikaSwell®-A profile to the required length, producing cleanly cut and sound ends.



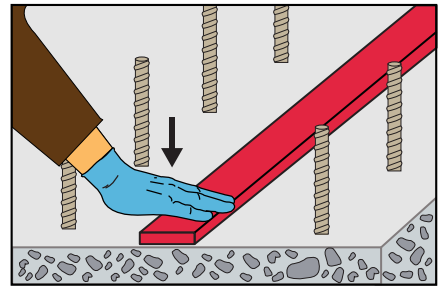
The SikaSwell®-A profiles need a concrete cover of at least 8 cm (3.15 in).



Apply SikaBond® Construction Adhesive or SikaSwell® S-2 to the prepared surface (see Product Data Sheets for specific material details).

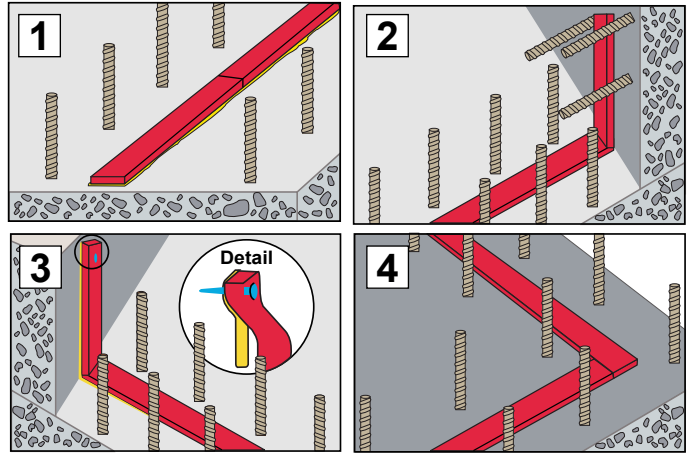


Press the SikaSwell®-A profile into the applied SikaBond® Construction Adhesive or SikaSwell® S-2 while the gun-applied materials are uncured and offer adhesive properties. It is important to fully bond the SikaSwell®-A profile to the substrate.



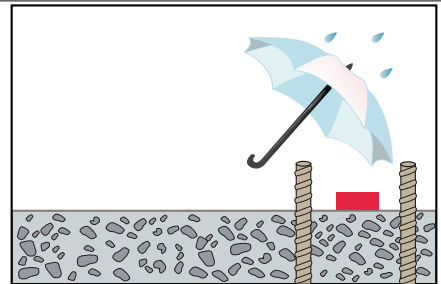
Detailing:

- 1** Butt joint
- 2** Horizontal - vertical corner connection
- 3** Vertical application – support by nail
- 4** Horizontal corner connection

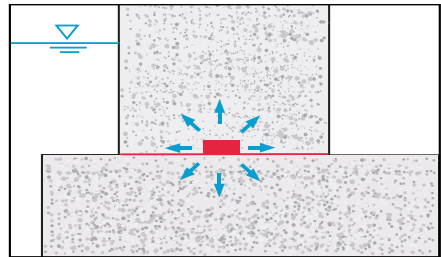


General:

Once installed, protect the SikaSwell®-A profile against water (e.g. rain) until the concrete is placed.



During concreting, compact the concrete well around SikaSwell®-A profile. This will ensure that a dense concrete, without any honeycombs or voids, is produced.



Clean Up

Uncured adhesive material can be removed from equipment and tools using Sika® Equipment Cleaner. Cured adhesive material can only be removed manually or mechanically. For removal of uncured adhesive material from hands and sensitive surfaces, use Sika® Hand Cleaner towels.

For more information, consult Product and Material Safety Data Sheets

**KEEP OUT OF REACH OF CHILDREN
FOR INDUSTRIAL USE ONLY**

The information, and in particular, the recommendations relating to the application and end-use of Sika products, are given in good faith based on Sika's current knowledge and experience of the products when properly stored, handled and applied under normal conditions, within their shelf life. In practice, the differences in materials, substrates and actual site conditions are such that no warranty in respect of merchantability or of fitness for a particular purpose, nor any liability arising out of any legal relationship whatsoever, can be inferred either from this information, or from any recommendations, or from any other advice offered. The proprietary rights of third parties must be observed. All orders are accepted subject to our current terms of sale and delivery. Users should always refer to the most recent issue of the Product Data Sheet for the product concerned, copies of which will be supplied on request or can be accessed in the Internet under www.sika.ca.



Sika Canada Inc.
601 Delmar Avenue
Pointe-Claire, QC H9R 4A9
Tel.: 514-697-2610
Fax: 514-697-3087

Ontario
6915 Davand Drive
Mississauga, ON L5T 1L5
Tel.: 905-795-3177
Fax: 905-795-3192

Alberta
18131-114th Avenue N.W.
Edmonton, AB T5S 1T8
Tel.: 780-486-6111
Fax: 780-483-1580

1-800-933-SIKA
www.sika.ca

An ISO 9001 certified company
Pointe-Claire : ISO 14001 certified EMS